



# 2023 Ontario Sailing Regional Championships Western Ontario



South Port Sailing Club — Tecumseh ON  
Saturday – Sunday, 2023 August 12 – 13

## SAILING INSTRUCTIONS

### 1. RULES

The event is governed by the rules as defined in The Racing Rules of Sailing.

### 2. CHANGES TO SAILING INSTRUCTIONS

- 2.1 Any change to the sailing instructions will be posted before 0830 on the day it will take effect, except that any change to the schedule of races for Sunday will be posted by 2000 on Saturday.
- 2.2 Changes to a sailing instruction may be made on the water by the RC vessel signalling with flag L and announcing the changes verbally to the assembled boats or over VHF 69 to coach boats — coach boats should relay the changes to boats under their charge.

### 3. SIGNALS MADE ASHORE

- 3.1 Signals made ashore will be displayed at the flagstaff located east of the SPSC clubhouse.
- 3.2 When flag AP is displayed ashore, “1 minute” is replaced with “not less than 40 minutes” in the Race Signals AP.

### 4. SCHEDULE OF RACES




#### Saturday August 12

1130	Skippers' meeting
1200	Harbour start
1300	First warning signal (snacks and water will be available from the safety and coach boats between races); target is 4 or 5 races.
1600	Latest time for a warning signal

#### Sunday August 13

0915	Harbour start
1000	First warning signal of the day; target is 4 races
1400	Latest time for a warning signal
1530 – 1600	Awards

### 5. CLASS FLAGS

Class	Class Flag	
Lasers (All)	solid green	
Club 420	code flag #1	
Optimist	code flag 2 <sup>nd</sup> Sub	

### 6. RACING AREA

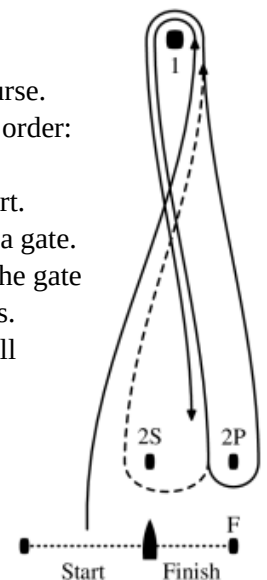
Racing will take place on Lake St Clair, north of SPSC. The mark closest to shore will be about 0.5 nautical miles off shore.

### 7. SAFETY CHECK-IN

- 7.1. All boats shall sail past the RC vessel, hail their sail number and receive acknowledgment upon arrival in the racing area.
- 7.2. A boat that retires from a race and leaves the racing area shall notify the race committee as soon as possible.

### 8. THE COURSE

- 8.1. The diagramme shows the course. The marks are to be passed in order: Start – 1 – 2 – 1 – Finish.
- 8.2. Mark 1 shall be rounded to port.
- 8.3. Marks 2P and Marks 2S form a gate.
- 8.4. The distance from Mark 1 to the gate will be 0.3 – 0.6 nautical miles.
- 8.5. Starting and finishing lines will extend on the opposite sides of the centrally located RC vessel.



## 9. SIGNALLING MARK 1

At the warning signal the RC vessel shall either display a yellow board side-by-side with a numeral 1 board or display an orange board side-by-side with a numeral 2 board

**Yellow #1** Mark 1 will be a large inflatable yellow cylinder. The new Mark 1 as provided in SI 12 CHANGE OF COURSE will be an inflatable reddish-orange cylinder.

**Orange #2** Mark 1 will be an inflatable reddish-orange cylinder. The new Mark 1 as provided in SI 12 CHANGE OF COURSE will be a large inflatable yellow cylinder.

## 10. MARKS

The starting pin and finishing Mark F will be balls. Gate Marks 2P & 2S will be inflatable reddish-orange cylinders.

## 11. THE START

The starting line is between the mast flying the orange flag on the RC vessel at the starboard end and the starting pin at the port-end.

## 12. CHANGE OF COURSE

- 12.1 To change the third leg of the course, the race committee will lay a new Mark 1 and move/remove the original marks as soon as practicable.
- 12.2 After the new Mark 1 is laid, neither the green triangle, red rectangle, '+' nor '-' need be displayed. This changes RRS 33 (a) and (b) and RRS Race Signals: Changing the Next Leg

## 13. SHORTENING AT THE GATE

When signalled with flag S at the gate or from the nearby RC vessel, boats need not pass through the gate, but shall proceed directly to the standard finishing line as per SI 14 THE FINISH. This changes RRS 32.2.

## 14. THE FINISH

- 14.1. The finishing line is between the blue flag on the RC vessel at the starboard end and Mark F at the port-end.
- 14.2. After finishing, boats should stay clear of
  - a) the course and
  - b) the starting area if there is a starting sequence in progress.

## 15. TIME LIMITS

- 15.1 The Race Time Limit will be 80 minutes. The Finishing Window will be 20 minutes.
- 15.2 The Finishing Window is the time for boats to finish after the first boat sails the course and finishes. Boats failing to finish within the Finishing Window, and not subsequently retiring, penalized or given redress, will be scored Time Limit Expired (TLE) without a hearing. A boat scored TLE shall be scored points for the finishing place two more than the points scored by the last boat that finished within the Finishing Window. This changes RRS 35, A5.1, A5.2 and A10.

## 15. HEARING REQUESTS

- 16.1 The protest time limit is 40 minutes after the RC vessel docks.
- 16.2 Hearing request forms are available from the race office.
- 16.3 Notices will be posted no later than 20 minutes after the protest time limit to inform competitors of hearings in which they are parties or named as witnesses. Hearings will be held in the race office no later than 40 minutes after the protest time limit.

## 16. SCORING

- 16.1 When fewer than 5 races have been completed, a boat's series score will be the total of her race scores.
- 16.2 When 6 or more races have been completed a boat's series score will be the total of her race scores excluding her worst score.